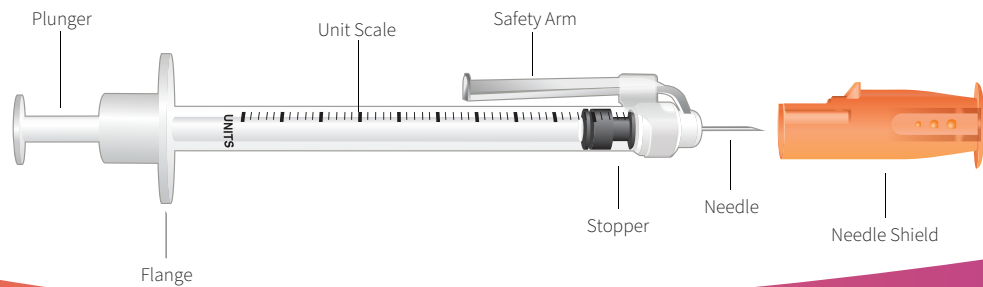
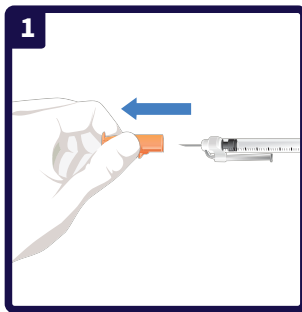


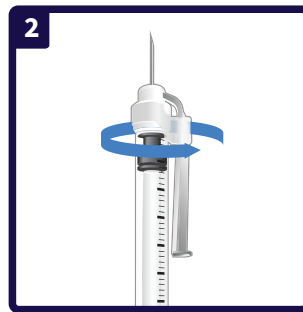
# BD SafetyGlide™ Insulin Syringe with a 6mm Needle



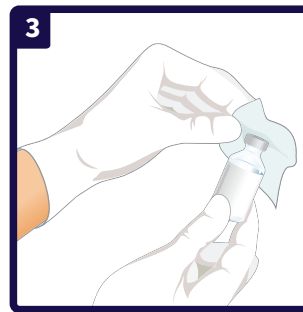
## How to Inject with BD SafetyGlide™ Insulin Syringe with a 6mm Needle



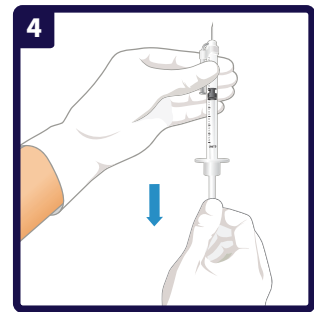
Remove the orange needle shield.



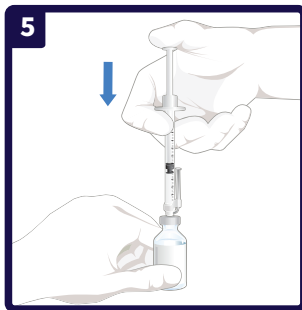
Rotate the safety arm to ensure the unit scale is visible.



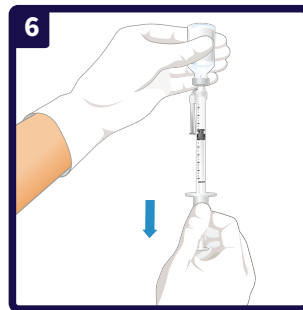
Wipe the vial with an alcohol swab.



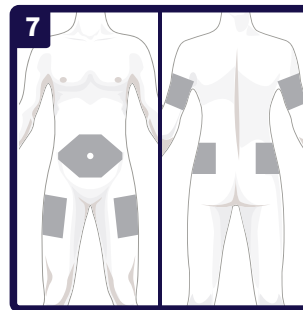
Pull the plunger down to draw air into the syringe, equal to the amount of insulin to be given.



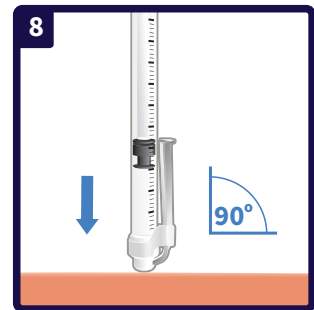
Puncture the center of the vial at a 90-degree angle, push the plunger down to inject the air.



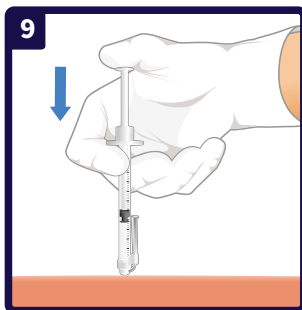
Turn the vial upside down and draw the desired amount of insulin ensuring no air bubbles are present.\*



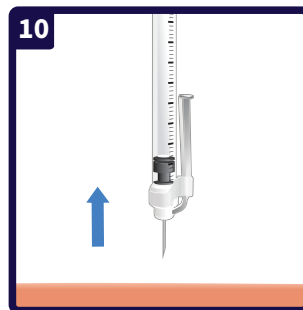
Choose the injection site and disinfect the skin. Rotate injections between and within sites.†



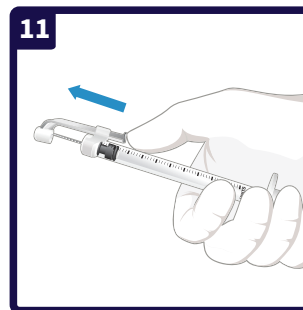
Insert the needle into the skin at a 90-degree angle.†



Press the plunger slowly and steadily until the insulin is fully injected.



Withdraw the needle from the skin while maintaining a 90-degree angle.



Immediately activate the safety mechanism by moving the safety arm completely forward. You will hear a clicking sound when the safety mechanism is activated.



Discard the used syringe in an approved sharps container.

\* If air bubbles appear in the syringe, push the plunger up, injecting insulin back into the vial and redraw insulin to the desired number of units. † To minimize the risk of needlestick injury, the use of a 6mm needle without a skinfold is recommended for most patients when given by a healthcare worker or caregiver. Patients 6 years old and younger as well as very thin adults may require a pinch-up.

1. Frid AH, Kreugel G, Grassi G, et al. New insulin delivery recommendations. Mayo Clin Proc. 2016;91(9):1231-1255.

**embecta.com**

embecta, formerly part of BD. BD is the manufacturer of BD SafetyGlide insulin syringes. embecta and the embecta logo are trademarks of Embecta Corp. BD and the BD logo are trademarks of Becton, Dickinson and Company. All other trademarks are the property of their respective owners. © 2024 Embecta Corp. All rights reserved. 2504905124SGHTU



Scan here for a  
video tutorial

**embecta™**